


MGS10

MG S 10 24 05 - □

① ② ③ ④ ⑤ ⑥



- ① Series name
- ② Single output
- ③ Output wattage
- ④ Input voltage
- ⑤ Output voltage
- ⑥ Optional

MODEL	MGS10053R3	MGS100505	MGS100512	MGS100515	MGS10123R3	MGS101205	MGS101212	MGS101215	
MAX OUTPUT WATTAGE[W]	8.58	10.0	10.8	10.5	8.58	10.0	10.8	10.5	
DC OUTPUT	VOLTAGE[V]	3.3	5	12	15	3.3	5	12	15
	CURRENT[A]	2.6	2.0	0.9	0.7	2.6	2.0	0.9	0.7

SPECIFICATIONS

	MODEL	MGS10053R3	MGS100505	MGS100512	MGS100515	MGS10123R3	MGS101205	MGS101212	MGS101215	
INPUT	VOLTAGE[V]	DC4.5 - 9 (Surge voltage 12.5V, 100ms max)				DC9 - 18 (Surge voltage 25V, 100ms max)				
	CURRENT[A]	*1 2.02typ	2.30typ	2.46typ	2.39typ	0.83typ	0.94typ	1.02typ	0.99typ	
	EFFICIENCY[%]	*1 85typ	87typ	88typ	88typ	87typ	89typ	89typ	89typ	
OUTPUT	VOLTAGE[V]	3.3	5	12	15	3.3	5	12	15	
	CURRENT[A]	2.6	2.0	0.9	0.7	2.6	2.0	0.9	0.7	
	LINE REGULATION[mV]	20max	20max	48max	60max	20max	20max	48max	60max	
	LOAD REGULATION[mV]	20max	20max	48max	60max	20max	20max	48max	60max	
	RIPPLE[mVp-p]	Io=30% -	75max	75max	100max	100max	75max	75max	100max	100max
		Io=0 - 30%	225max	225max	300max	300max	225max	225max	300max	300max
	RIPPLE NOISE[mVp-p]	Io=30% -	120max	120max	150max	150max	120max	120max	150max	150max
		Io=0 - 30%	300max	300max	400max	400max	300max	300max	400max	400max
	TEMPERATURE REGULATION[mV]	-20 to +50°C	50max	50max	150max	180max	50max	50max	150max	180max
		-40 to +50°C	80max	80max	240max	290max	80max	80max	240max	290max
DRIFT[mV]	*3 20max	20max	48max	60max	20max	20max	48max	60max		
START-UP TIME[ms]	30max (Minimum input, Io=100%)									
OUTPUT VOLTAGE SETTING[V]	3.21 - 3.42		4.90 - 5.21	11.64 - 12.36	14.55 - 15.45	3.21 - 3.42	4.90 - 5.21	11.64 - 12.36	14.55 - 15.45	
PROTECTION CIRCUIT AND OTHERS	OVERCURRENT PROTECTION	Works over 105% of rating and recovers automatically								
	REMOTE ON/OFF	Provided (Negative logic L : ON, H : OFF)								

MODEL	MGS10243R3	MGS102405	MGS102412	MGS102415	MGS10483R3	MGS104805	MGS104812	MGS104815	
MAX OUTPUT WATTAGE[W]	8.58	10.0	10.8	10.5	8.58	10.0	10.8	10.5	
DC OUTPUT	VOLTAGE[V]	*1 3.3	5	12	15	3.3	5	12	15
	CURRENT[A]	2.6	2.0	0.9	0.7	2.6	2.0	0.9	0.7

SPECIFICATIONS

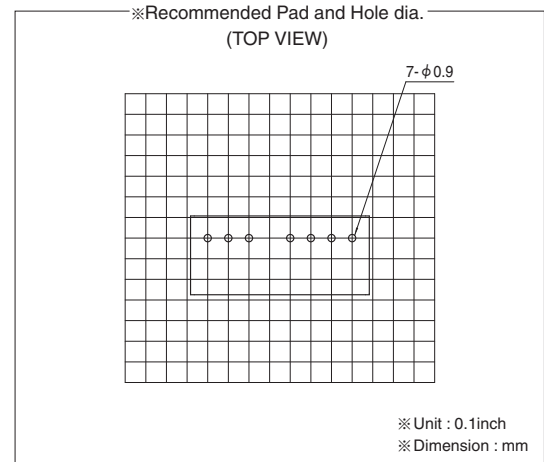
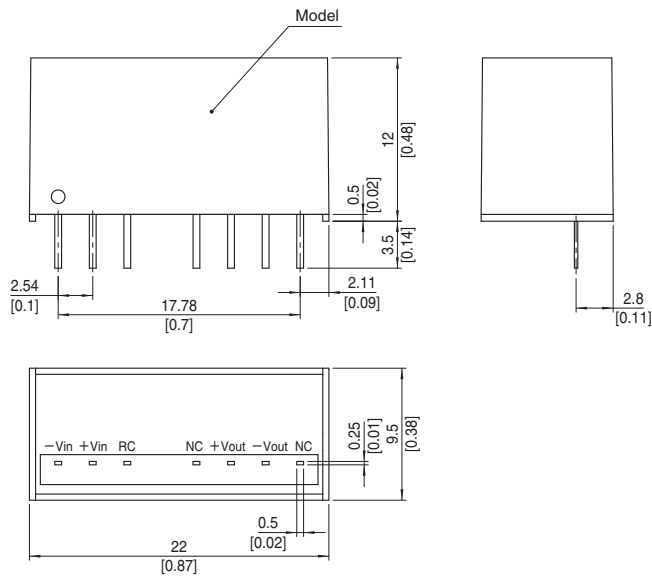
	MODEL	MGS10243R3	MGS102405	MGS102412	MGS102415	MGS10483R3	MGS104805	MGS104812	MGS104815	
INPUT	VOLTAGE[V]	DC18 - 36 (Surge voltage 50V, 100ms max)				DC36 - 76 (Surge voltage 100V, 100ms max)				
	CURRENT[A]	*1 0.42typ	0.47typ	0.50typ	0.49typ	0.21typ	0.24typ	0.25typ	0.25typ	
	EFFICIENCY[%]	*1 87typ	89typ	90typ	90typ	87typ	89typ	90typ	90typ	
OUTPUT	VOLTAGE[V]	3.3	5	12	15	3.3	5	12	15	
	CURRENT[A]	2.6	2.0	0.9	0.7	2.6	2.0	0.9	0.7	
	LINE REGULATION[mV]	20max	20max	48max	60max	20max	20max	48max	60max	
	LOAD REGULATION[mV]	20max	20max	48max	60max	20max	20max	48max	60max	
	RIPPLE[mVp-p]	Io=30% -	75max	75max	100max	100max	75max	75max	100max	100max
		Io=0 - 30%	225max	225max	300max	300max	225max	225max	300max	300max
	RIPPLE NOISE[mVp-p]	Io=30% -	120max	120max	150max	150max	120max	120max	150max	150max
		Io=0 - 30%	300max	300max	400max	400max	300max	300max	400max	400max
	TEMPERATURE REGULATION[mV]	-20 to +50°C	50max	50max	150max	180max	50max	50max	150max	180max
		-40 to +50°C	80max	80max	240max	290max	80max	80max	240max	290max
DRIFT[mV]	*3 20max	20max	48max	60max	20max	20max	48max	60max		
START-UP TIME[ms]	30max (Minimum input, Io=100%)									
OUTPUT VOLTAGE SETTING[V]	3.21 - 3.42		4.90 - 5.21	11.64 - 12.36	14.55 - 15.45	3.21 - 3.42	4.90 - 5.21	11.64 - 12.36	14.55 - 15.45	
PROTECTION CIRCUIT AND OTHERS	OVERCURRENT PROTECTION	Works over 105% of rating and recovers automatically								
	REMOTE ON/OFF	Provided (Negative logic L : ON, H : OFF)								

GENERAL SPECIFICATIONS

ISOLATION	INPUT-OUTPUT	DC1,500V or AC1,000V 1minute, Cutoff current=10mA, DC500V 1,000MΩ min (20±15°C)
ENVIRONMENT	OPERATING TEMP.,HUMID.AND ALTITUDE	-40 to +85°C, 20 to 95%RH (Non condensing) (Required derating), 5,000m (16,400feet) max
	STORAGE TEMP.,HUMID.AND ALTITUDE	-40 to +100°C, 20 to 95%RH (Non condensing), 9,000m (30,000feet) max
	VIBRATION	10 - 55Hz 98.0m/s ² (10G), 3minute period, 60minutes each along X, Y and Z axis
	IMPACT	490.3m/s ² (50G) 11ms, once each along X, Y and Z axis
SAFETY	AGENCY APPROVALS	UL60950-1, C-UL, EN60950-1
OTHERS	CASE SIZE/WEIGHT	22.0×12.0×9.5mm [0.87×0.48×0.38 inches] (W×H×D) / 7g max
	COOLING METHOD	Convection/Forced air

- *1 Rated input 5V, 12V, 24V or 48V DC I_o=100%
- *2 Ripple and ripple noise is measured by using test board with ceramic capacitor 1μF at 50mm from output pins.
- *3 Drift is the DC output accuracy for eight hours period after a half-hour warm-up at 25°C.
- * Parallel operation with other model is not possible.

External view



- ※ Tolerance ±0.5 [±0.02]
- ※ Dimensions in mm, []= inches
- ※ Pin terminal material : Copper
- ※ Plating treatment of terminal : Lead free plating
- ※ Case material : PBT
- ※ Weight 7g max